

STORY STONES

Focusing on Communication and Literacies

Telling stories with stones is an indigenous tradition that can explain historical events, life lessons, beliefs and values, feelings and emotions, and helps us to better understand the world of human interactions. Storytelling with stones also promotes listening skills, inviting the listener to use their imagination and worldly experiences to create meaning.



Indigenous Story Stones promote a greater understanding for indigenous heritage including literacy through storytelling and symbol systems.

WHAT ARE STORY STONES?

Story stones are pictures painted onto smooth **pebbles**, used as an aid in storytelling - they can either represent a known **story** to be placed in order, or they can be a varied selection of images that prompt children to create their own **stories**. Storytelling through story



stones nurtures key skills, such as social communication, creativity, logical thinking and supports learning through play objectives. Stories are an inclusive way to help children learn no matter what their abilities are.

CREATE THE ENVIRONMENT




How do we make Story Stones?

1. Find 8-10 flat shaped rocks. River rocks are best or you can buy them at the dollar store. Flat stones help children apply their imagery.
2. Have your children add pictures to their stones with a permanent marker, paint or paint pens. The pictures can be simple line drawings or detailed colored drawings. Use a thicker paint such as acrylic as it shows up better and will not bleed into other colours.
3. Brainstorm ideas together. Get creative and use your imagination!



VSB

Using favourite stories to make Story Stones



The Gruffalo


By Julia Donaldson

<https://www.youtube.com/watch?v=LshGQmaJc9I>

Let's make Story Stones of the characters in The Gruffalo!

You will need:

1. Smooth flat shaped rocks for the fox, Gruffalo, snake, mouse and owl
2. Fine paint brushes
3. Acrylic paints of various colours
4. Modge Podge clear coating to seal it (optional)



Dear Zoo

By Rod Campbell

<https://www.youtube.com/watch?v=FbgMWF1rwOY>

Make your story stones of the animals in the book. If you print out animal picture and colour them you can seal them on the rocks with Modge Podge.

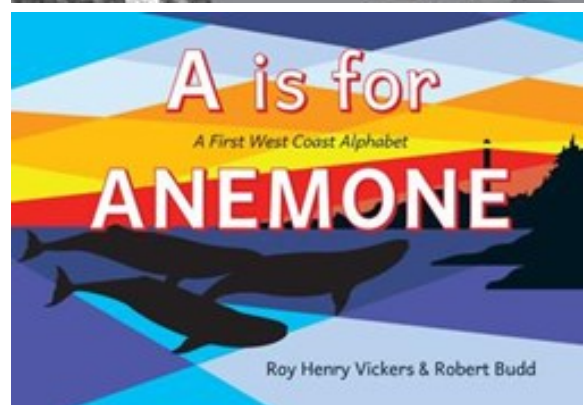



What are the educational benefits of Story Stones?

Story stones are great teaching tools for developing children's communication skills while promoting their language skills and encouraging their imagination and creativity. They allow non-verbal or pre-writing early learners to create stories and narratives using their social and emotional skills.

BOOKS

Books by
Roy Henry Vickers
and Robert Budd



VSB

Story Stones to go with these books:



SONG

One Drum by Leela Gilday

<https://www.youtube.com/watch?v=i5XUqT13KWY>




We respectfully acknowledge that the land on which we gather is the unceded, traditional, and ancestral territory of the Coast Salish Peoples, including the territories of the xʷməθkwəy̓əm (Musqueam), Skwxwú7mesh (Squamish), and Səlílwətaʔ/Selilwutlh (Tseil-Waututh) Nations.

Lyrics

<http://decoda.com/leela-gilday-one-drum-lyrics>

Life unfolds around me
I can choose which path I take
Will it be darkness again?
Or the brilliant life I make?
We are standing on the shoulders of
giants
We are standing in the shelter of
ancients
We are speaking the truth of the
people
We are marching to the beat.
One drum One drum
Way hey ya hey Way hey ya hey
Way hey ya hey Way hey ya hey

REFERENCE



BC Ministry of
Education (2019), *Let's
Play! Activities for
Families*

<https://www2.gov.bc.ca/assets/gov/education/early-learning/teach/earlylearning/lets-play-activities-for-families.pdf>

VSB